



HEATSAIL

EXTEND YOUR GREAT MOMENTS

LEAF[®] by HEATSAIL

TECHNICAL INFORMATION



RUSTPROOF &
WEATHERPROOF



LOW ENERGY USAGE
ZERO CO2 EMISSION



MINIMUM OF
MAINTENANCE



HEATSAIL

EXTEND YOUR GREAT MOMENTS

LEAF[®] by HEATSAIL

FEATURES



IP
43



MINIMUM OF
MAINTENANCE

By using highly-efficient and durable ceramic heating elements and the best materials, the LEAF is virtually maintenance free.



RUSTPROOF &
WEATHERPROOF

The LEAF is made out of high quality aluminium and stainless steel, making it suitable for outdoor use.



PATENTED
DESIGN

The unique worldwide patented design makes the LEAF an absolute eyecatcher, exuding luxury, elegance and PATENTED exclusivity.



LOW ENERGY USAGE
ZERO CO2 EMISSION

With an energy consumption of only 3,09 kW/h, the LEAF delivers optimal heating in a clean way without emissions.



Headquarters

Prins Boudewijnlaan 7 Unit A 08
2550 Kontich
Belgium
+ 32 3 502 99 88

North American office

10440 N Central Expressway
Suite 800, Dallas, Texas 75231
United States
+ 1 (214) 808 5091

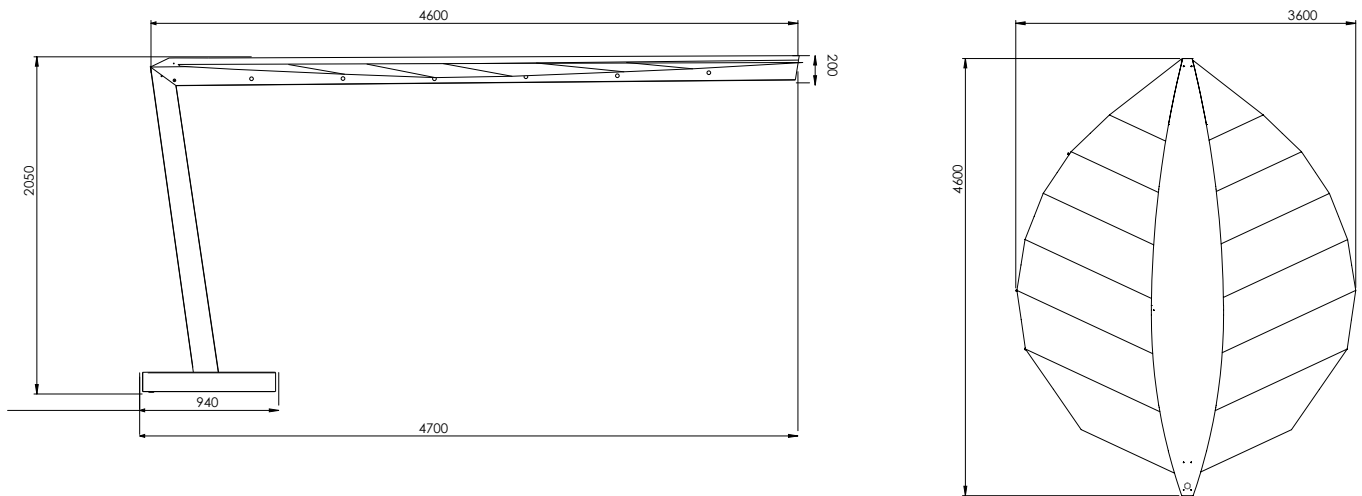
W: www.heatsail.com

E: sales@heatsail.com



LEAF by HEATSAIL

DIMENSIONS



SPECIFICATIONS

Model	LEAF
Heat output (W)	3000 W
Light Output (W)	max 96 W
Electrical connection	230V AC - 50Hz 16 A
Dimensions (WxDxH)	3600 x 4600 x 2250 mm
Base dimensions (WxDxH)	940 x 940 x 130 mm
Weight	Approx. 700 kg (weight of the base with ballast: 550 kg)
Approvals (pending)	CE, IEC 60335-2-30, CAN/CSA-C22.2 No. 60335-1:16, CAN/CSA-E60335-2-30:13, UL 60335-1



Headquarters
Prins Boudewijnlaan 7 Unit A 08
2550 Kontich
Belgium
+ 32 3 502 99 88

North American office
10440 N Central Expressway
Suite 800, Dallas, Texas 75231
United States
+ 1 (214) 808 5091

W: www.heatsail.com
E: sales@heatsail.com

LEAF[®] by HEATSAIL

ELECTRICAL SAFETY REQUIREMENTS

The use of the LEAF requires an electrical installation with reliable safety grounding.

The installation's electrical safety can only be guaranteed if the device has been correctly connected to an grounding system built in accordance with the safety instructions. A preliminary inspection is absolutely essential. In the event of any uncertainty, a careful inspection must be made by a qualified and authorized technician. Heatsail will not be held responsible for injury and/or damage resulting from an ungrounded installation.

The installation of the LEAF's electrical components requires a main connection of 230V AC-50 Hz (16 Amp fuse EN); the connection must be properly implemented in accordance with the applicable IEC-CEI standards. Please note: statutory and other regulation may apply locally.

The electrical power supply will need to be interrupted by unplugging/disconnecting the device before connecting and/or other work on the electrical components can be carried out. Everyone must satisfy themselves that the power cannot be switched on again accidentally. Electrical adapters, power strips and/or extension cords may not be used for the LEAF's electrical supply.

Non-compliance with these instructions may compromise the safety of the device. Heatsail will not be held liable for any damage resulting from this.

NOTE: The LEAF will be delivered with a supply cord with plug of 2 m 90.


HEATSAIL LEAF CONTROL

The LEAF is controlled by means of an integrated and intuitive touchscreen. This screen is used:

- To power on/off the LEAF.
- To open and close the shading function automatically (by means of a DC motor).
- To turn on the Heating at half and full capacity.
- To power on/off or dim the lights.

The Heating function of the LEAF is disabled when the shading screen is closed, to prevent the risk of fire.

In case of strong wind or storm, the LEAF will close automatically by means of sensors.



Headquarters
Prins Boudewijnlaan 7 Unit A 08
2550 Kontich
Belgium
+ 32 3 502 99 88

North American office
10440 N Central Expressway
Suite 800, Dallas, Texas 75231
United States
+ 1 (214) 808 5091

W: www.heatsail.com
E: sales@heatsail.com

LEAF[®] by HEATSAIL

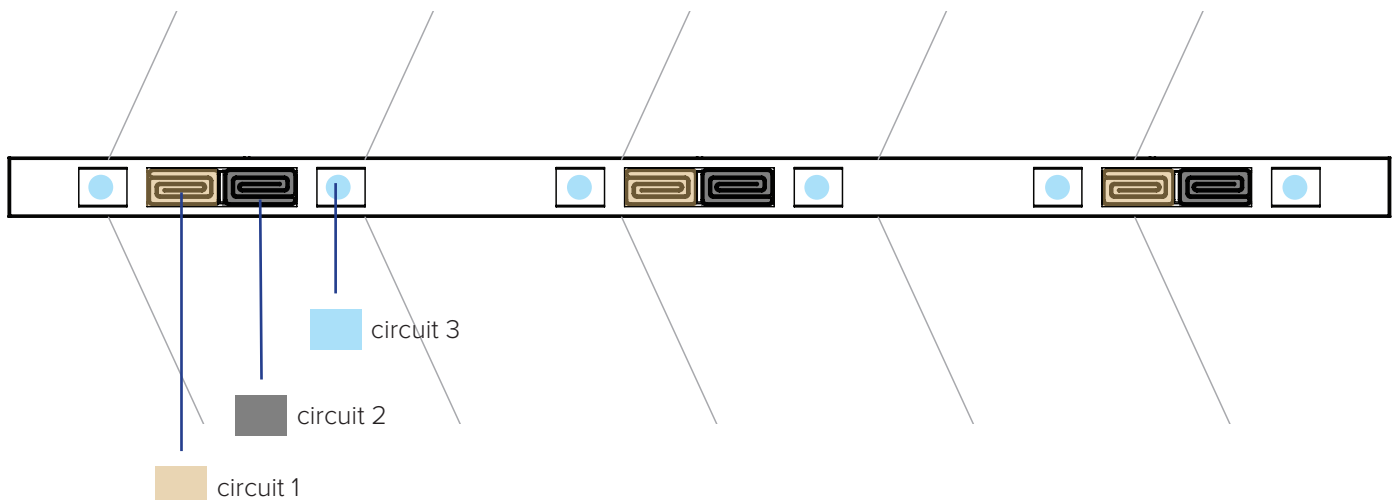
ELECTRICAL OVERVIEW

The LEAF consists out of an aluminium enclosure with three modules with rectangular heating elements and halogen lamps. Each module has two heating elements of 500W each at 230V AC and two G4 halogen lamps of max 16W at 12V AC.

Because of the high heat an LED lamp cannot be integrated as LED lamps cannot withstand the heat that the LEAF outputs.

There are three electrical circuits in the BEEM. These circuits total around 16 Amps at 230V AC.

- Circuit 1: Heating circuit 1 consists of three rectangular heater elements and has a total heat output of 1500 W at 230V AC
- Circuit 2: Heating circuit 2 consists of three rectangular heater elements and has a total heat output of 1500 W at 230V AC
- Circuit 3: Lighting circuit consists of six G4 bulbs of max 16 W at 12V AC with build-in power transformator



To connect the LEAF to the main power, a three pole connection is required consisting of one neutral and one signal wire (with an output of 230V AC-50 Hz) and one grounding wire in a size not less than 1.5 mm² / 16 AWG. For safety reasons 2.5 mm² / 14 AWG is recommended.



Headquarters
Prins Boudewijnlaan 7 Unit A 08
2550 Kontich
Belgium
+ 32 3 502 99 88

North American office
10440 N Central Expressway
Suite 800, Dallas, Texas 75231
United States
+ 1 (214) 808 5091

W: www.heatsail.com
E: sales@heatsail.com

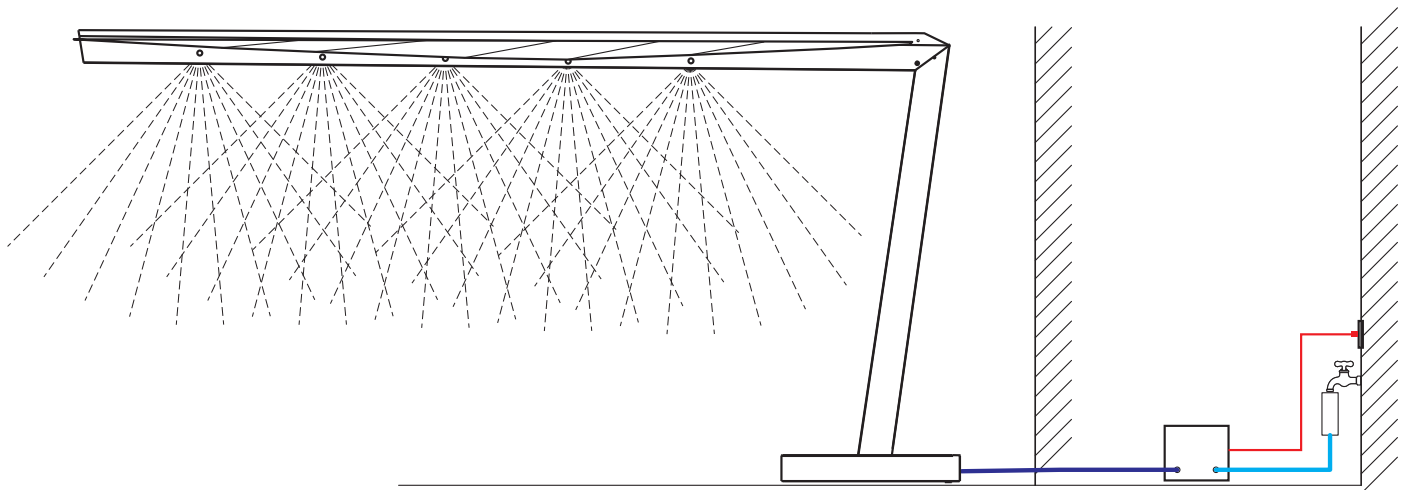


LEAF[®] by HEATSAIL

MISTING: SUMMARY

An addition to the standard LEAF is an integrated misting system consisting of a high pressure stainless tubing system and high quality nozzles with an orifice between 0.10 and 0.20 mm and 6.35 mm PA12 tubing, to cool down the surrounding temperature up to 10 °C, depending on climate and humidity.

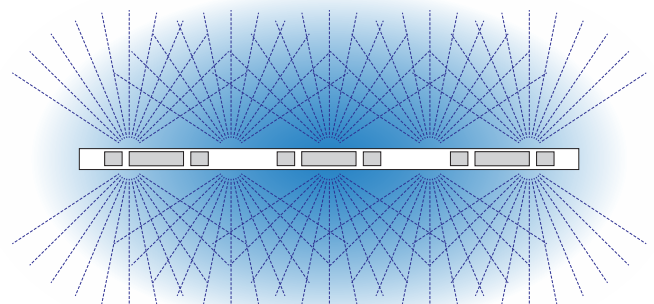
The mist is produced by means of a pump that pressurizes water up to 70 bar forcing the water out of the nozzles at high pressure, cooling the surrounding air.



MISTING: CAPACITY

The misting of the LEAF will hold 2 x 5 misting nozzles and will have a cooling capacity of approx 16 m²

Plugs are available to close nozzles if necessary.



Headquarters

Prins Boudewijnlaan 7 Unit A 08
2550 Kontich
Belgium
+ 32 3 502 99 88

North American office

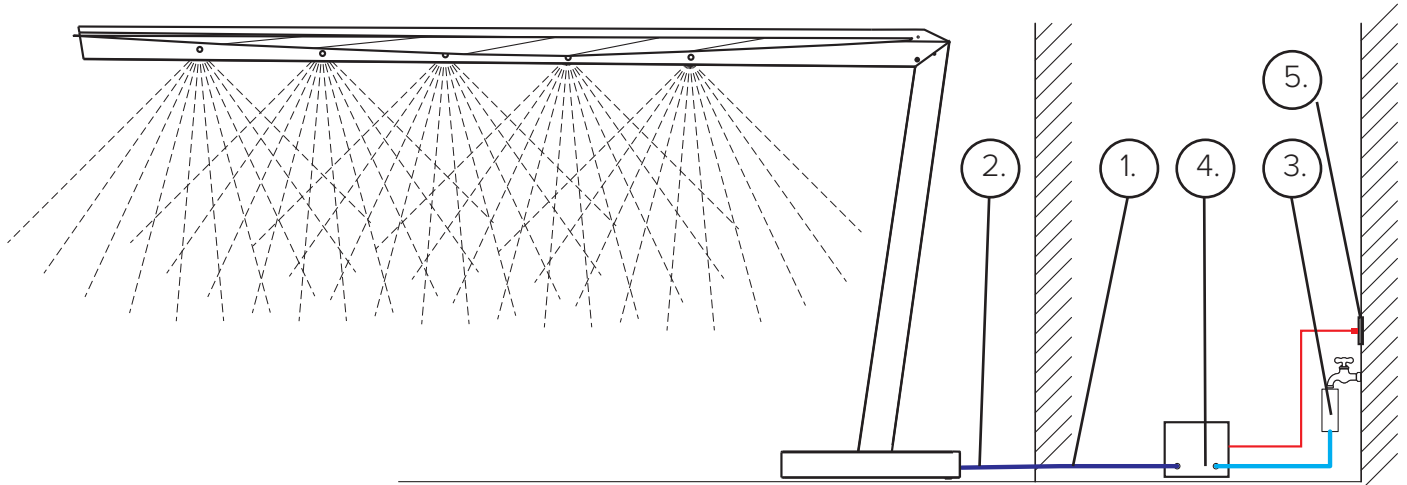
10440 N Central Expressway
Suite 800, Dallas, Texas 75231
United States
+ 1 (214) 808 5091

W: www.heatsail.com

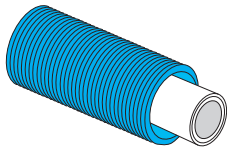
E: sales@heatsail.com

LEAF® by HEATSAIL

MISTING: CONSTRUCTION

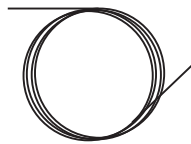


1.



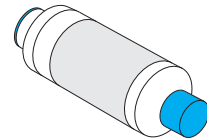
[Art.170.10.010] Tube in tube, to be installed by a plumber at construction* if necessary.

2.



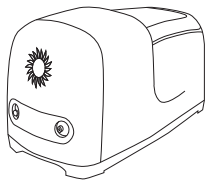
[Art.170.10.001] PA12 Tube (6.35 mm dia). 5m is supplied with the product. Longer tubing is available*.

3.



[Art.170.10.020] A Calcium filter should be placed in between the water supply and the misting pump*.

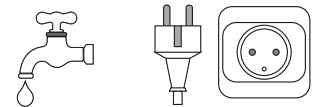
4.



[Art.170.10.030] A misting pump is required to be installed providing pressure up to 70 bar*.

Pressure	70 bar/ 1000psi
Motor	230V AC
Power	180W
Noise with pressure	56 dB
Maintainance time	800-1000h
Operation	app / buttons, switch

5.



A water and a power supply is required for the misting pump.

*sold separately.



Headquarters
Prins Boudewijnlaan 7 Unit A 08
2550 Kontich
Belgium
+ 32 3 502 99 88

North American office
10440 N Central Expressway
Suite 800, Dallas, Texas 75231
United States
+ 1 (214) 808 5091

W: www.heatsail.com
E: sales@heatsail.com